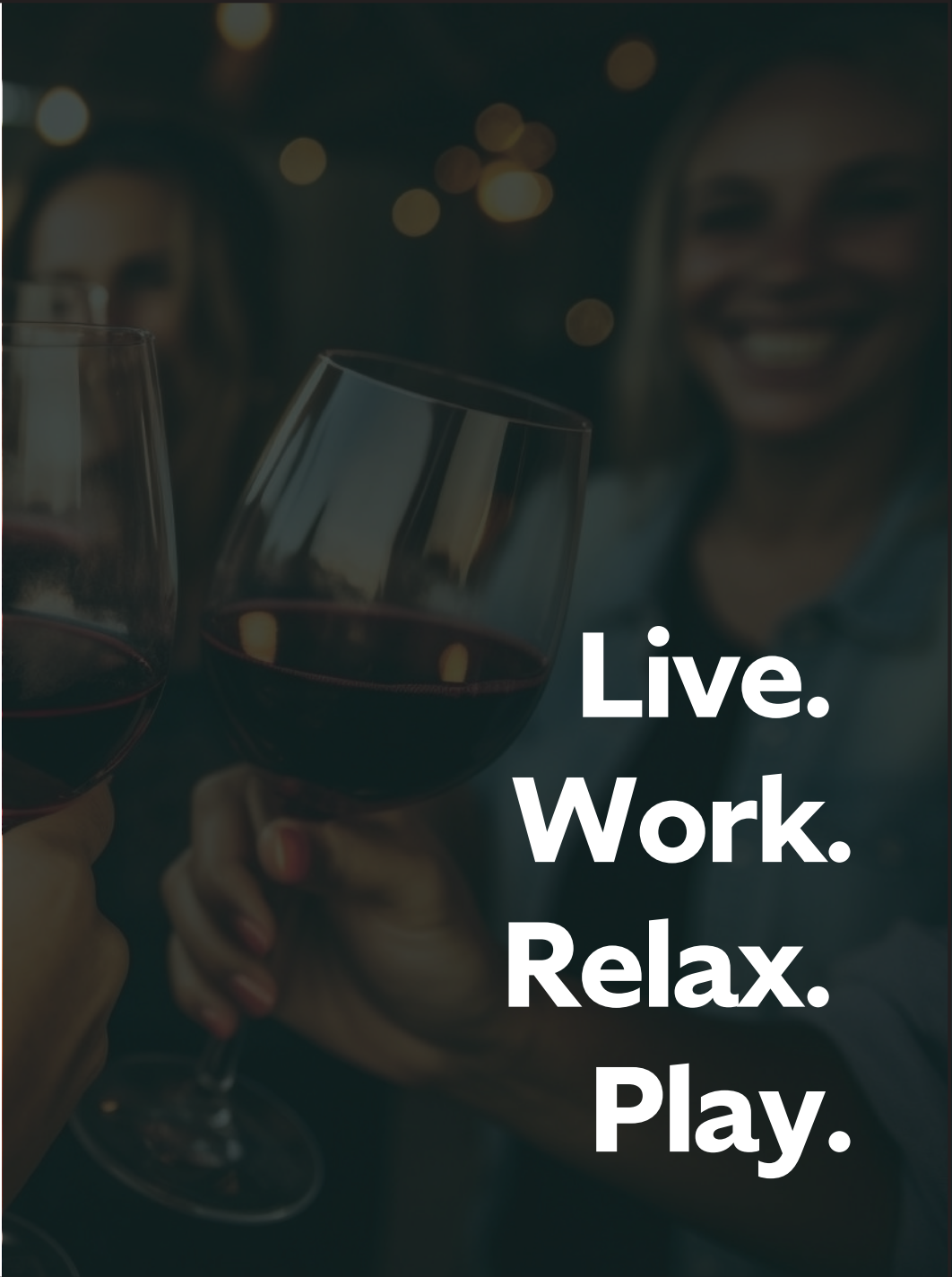


Garden Hideouts

Our Ranges Brochure

June '24



**Live.
Work.
Relax.
Play.**



We Provide Award-Winning Garden Rooms

Every space has a different requirement, you need a garden room company that has the solution for you. Live, Work, Relax or Play, we have you covered.



Live

Granny Annexe, Garden Bedroom



Work

Garden Studio, Garden Room



Relax

Garden Pod, Shepherds Hut




Play

Garden Bar, Garden Gym,
Golf Sim Room

What's Inside:

- Our Mission
- About Garden Hideouts
- Our Process
- Live
- Work
- Relax
- Play
- Planning
- Our Materials – SIPs
- FAQs
- Contact



**GRAND
DESIGNS
MAGAZINE** AWARDED FOR
OUTSTANDING
DESIGN

As Seen In...

THE  **TIMES**

**The
Guardian**



Why Choose Garden Hideouts

The Garden Hideouts team excels in our delivery because we have built a process from years of industry experience.

Based in Shrewsbury and covering the whole of the UK, we have made a difference to many families like yours over the years – delivering quality garden rooms that bring a solution to their lives.

We pride ourselves in working with you to create a building that will perfectly enhance your lifestyle and add value to your property.

Our Mission

“At Garden Hideouts, it is our mission to assist our customers by understanding their needs and designing the perfect space that delivers everything they require now and future proofs where possible with innovative design and advice. Our contemporary buildings improve their lifestyle and realises the potential of their home and garden.”

Alain Jones | Managing Director



We Only Use Quality Products

We use only top-quality materials in our buildings. Sourcing from ethical suppliers to ensure your building stands the test of time whilst also being energy efficient and aesthetically pleasing.



Outstanding Customer Services

From concept to completion, we will be your first and last point of contact before, during and after you've moved into your beautiful space. We pride ourselves on our 'personal touch' and will be with you every step of the way.



Built For Value Not Price

We don't play a numbers game and give you an off-the-shelf product that can be erected in a few days. We take the time to understand your needs and deliver a garden room that delivers. A round peg for a round hole, this way we know we are giving you value for a lifetime of enjoyment in your space.



Free Bespoke Design

Our friendly, professional design specialists will take the time to understand exactly how you want to use your garden room and create a detailed 3D design to meet your needs & budget.



Our Process

Initial Call

You get in touch and we discuss your requirements. The beauty of our offer is that whatever you need, there's a very good chance we can deliver. Our bespoke build offerings mean we get asked for many different scenarios and we always leave our customers with the best options for their needs.

Free Site Survey

Free survey of your site to plan how your room will fit. Getting to know your site is integral to the project so we can offer you the best possible advice. We can work with most spaces and often our clients are surprised with the possibilities.

Personalised Design

We work out the best way to meet your requirements. We offer a free 3d design meaning you can see your new project and understand how it will work for you. As well as standard builds, we can offer completely bespoke solutions.

Delivery & Installation

We professionally deliver and construct your pod on-site. We will be on site on time, we have a friendly and respectful team of installers and we finish when we say we will with minimal disruption.

After Care

We are on hand after the project to provide ongoing support. Once your build is ready to use, you may still have questions and we're always on hand to answer them.



G
H



Live Ranges

Moving into the garden brings many benefits, extra space, freedom, independence and an opportunity to get creative...

Granny Annexes

Our bespoke annexe solutions are available in a range of sizes and layouts to provide a versatile space for independent living.

Whether it is for parents needing support or older children looking to fly the nest, a new residence in the garden is the perfect solution for peace of mind.

While we offer bespoke designs, we also offer three sizes to suit most gardens:

Studio Annexe

From £95,000

Our stunning studio annexe provides the perfect space for a smaller plot.

One Bed Annexe

From £115,000

For extra space, our one-bedroom annexe provides the perfect open-plan living space with a separate shower room and bedroom.

Two Bed Annexe

From £155,000

The largest of our annexe spaces, this build comes with two bedrooms as standard as well as a separate shower room and an open plan living area.

Garden Hideouts Residents: A Home For Mum

Mrs Lowe and her mum wanted to be closer together to provide the simple practicalities of life at ease when moving into the later years of life. We provided the WOW factor in a beautifully delivered annexe.

“Before Mum came to live with me we’d already decided we both wanted a separate building to keep our independence. And as soon as we saw Garden Hideouts that was it...we were both wowed – just so much more character than anything else we’d seen! They took care of everything and the guys who built ‘Little Ebor’ were sensational. Mum and her dogs are over the moon with ‘Little Ebor’. It has great views, fabulous light and is cosy without being cramped.”

Mrs Lowe | Customer





Studio Annexe

From £95,000 | From 7.4m x 4.3m

About this Annexe


You may think that your garden is not big enough for an annexe, but you will be surprised at the spaces we can create for your convenience, even with little space.

Sizes for the studio annexe start from 7.4 metres by 3.4 metres. Add as much space as you would like to surround your build with and you have the answer for the total space you will need for the smallest of our annexe builds.

Outside space could include a small patio or something as simple as a path to lead up to your entrance. Depending on the space you have, we will work with you to find a desired outcome.

Who will the studio annexe suit?

- A space for ageing parents who want to be close to family with a garden plot that is smaller than others
- A space for older children wanting to fly the nest who can't afford the first rung of the property ladder yet



What's inside?

An open-plan living space comes with a fully equipped kitchen and provides a good space for your comfort and daily needs. What could be better than relaxing with your favourite TV programme while you look out into the garden.

A smaller but perfectly proportioned double bedroom gives you comfort for evenings and includes storage in a wardrobe. Accompanying it all is a shower room with accessibility equipment as required and a wash basin.



One Bed Annexe

From £115,000 | From 6.3m x 10.5m

About this Annexe


For extra space, our one-bedroom annexe provides the perfect open-plan living space with a separate shower room and bedroom. Like the studio annexe, this build comes with everything you need for garden living, but with more space to enjoy.

Sizes for our one-bedroom annexe start from 10.5 metres by 6.3 metres. The total space you need for a build comes down to what you would like outside.

You can add to the build with a beautiful patio or decking that complements your design. With either of these, you could create the perfect outside space for a table and chairs for enjoying a coffee in the garden.

Who will the studio annexe suit?

- A larger space for ageing parents. With extra comfort, you can feel at home and rest assured that your family members are nearby.
- A space for older children wanting to fly the nest who can't afford the first rung of the property ladder yet.



What's inside?

Included in the one-bed annexe is a larger open-plan living space and a fully equipped kitchen gives you greater space to enjoy your annexe life. You also have space for a dining table or alternative furniture.

The standard-sized double bedroom means you have more comfort and a space to create a peaceful evening at home. The one-bedroom annexe also includes a larger shower room with a basin.



Two Bed Annexe

From £115,000 | From 9.4m x 6m

About this Annexe

The largest of our annexes comes with two bedrooms alongside an open-plan living space with a separate shower room. Like the studio and one-bed annexe, this annexe is the ultimate space for enjoyment in your new garden lifestyle.

Sizes for our two-bedroom annexe start from 9.4 metres by 6 metres.

Included in our standard two-bedroom model is a small decking area for enjoying your outside space but just like our other sizes this can be added to for your own choices and enjoyment.

Whatever your need, the Garden Hideouts team will work with you to provide the perfect space.

Who will the studio annexe suit?

- The ultimate space for ageing parents.
- A space for older children wanting to fly the nest who can't afford the first rung of the property ladder yet. With two bedrooms, this annexe can house two children.



What's inside?

The two-bedroom model features a large open-plan living space complete with space for seating, and additional furniture for your creature comforts. A fully equipped kitchen is within this space with the mod cons you will need.

Bedroom one is a double room for comfort and space. Bedroom two is a perfect size additional room for a single bed and storage or you may wish to use it as an additional room to suit your lifestyle - be it an office, reading room or a place for arts and crafts, you're sure to find the space you need.



What's Included in all our Annexes

As standard all of our annexes include:

- Professional Installation
- Ground-screw Foundations
- SIPS Insulated Panels
- Thermowood Cladding
- Internal Lighting
- Melamine Wall Finish
- External Lighting
- Three Double Sockets
- Shower Room with Sink, Toilet, Shower and Electric Radiator

Specifications vary with many different criteria to consider, however as standard, all of our builds include:

Internal Finish

Internally we finish all our annexes to a plastered finish, with internal and external lighting, double sockets and an electric heater.

External Finish

A SIPS (Structural Insulated Panels) building built on ground screws with Thermowood cladding to the 3 sides and cement particle board to the rear or any boundary sides.



Kitchen

Our fully integrated kitchen includes white goods and appliances fitted to make the best use of space. All of these can be upgraded to the specific brands you choose when planning your annexe build.



Shower Room

Included in your annexe is an accessible shower room to make life easier. We can also fit it with additional features including handrails and specific radiators to meet your needs.



Flooring

Square edge skirting board and a choice of laminate are also included.



Windows & Doors

The windows and doors are double-glazed uPVC, anthracite external and white internally.



Roofing

The roof is EPDM rubber (Ethylene Propylene Diene Monomer) and trimmed with powder-coated aluminium roofing trim to match the windows and doors.



Access

Thoughtfully designed access point featuring a Composite 450mm deck step. This step is not only sturdy and durable but also crafted to seamlessly blend with the aesthetic of your garden room.



Planning Permission

Having supported so many families and businesses with their garden room needs, at Garden Hideouts, we understand the do's and don'ts of requiring planning permission. Some annexes need full planning permission while others can be granted permission under the Permitted Development rule. As with all things though, there are a set of certain conditions which must be followed to comply with that rule.

Various factors including its size, location, and intended use will help to decide.

Though annexes can fall under permitted development in some cases, as they are to be used for living in full time, most cases will need full planning permission

Full Planning Permission

This process involves submitting a detailed planning application to your local planning authority (LPA). The application must include:

Site Plan: Showing the boundaries of the property and the proposed location of the annexe.

Design and Access: Explaining the design, materials, and intended use of the annexe.

Neighbour Consultation: The LPA will consult with your neighbours to consider their views on the proposed development.

Environmental Impact: An assessment of how the annexe will affect the local environment and amenities.

The LPA will assess your application against local and national planning policies

Got a Question About Planning? Get in touch

Call us on 0330 133 5575 or drop us an email at enquiries@gardenhideouts.co.uk



Building Regulations

Regardless of whether planning permission is needed, building regulations approval is mandatory. Building regulations set standards for the design and construction of buildings to ensure health and safety methods are followed. This includes structural integrity, fire safety, energy efficiency, and accessibility.

Leave Planning To Us

As with all things planning it is crucial to consult the local planning authority, as specific restrictions can vary, and some properties, especially in conservation areas, may have different limitations. At Garden Hideouts we can take this worry away and consult with your local planning authority on your behalf.

“Garden Hideout’s service is simply impeccable. The process as a whole was totally stress-free. I would 100% recommend them to anyone in a similar situation to me”

Alexa | Annexe Customer





Work Ranges

Working from home or entrepreneur with an empire to build? A garden office provides the perfect base without the lengthy commute.

Garden Office/Studio

Whatever your needs, Garden Hideouts design, build and install the perfect home office to balance a mixture of office and home life, or a full time business solution with a professional finish.

Stuart Wright's Garden Hideout Transformation

Stuart Wright in Hampshire is a security expert by day and a musician and recording artist by night who faced a unique challenge. His passion for music often clashed with his family life, as the loudness of his situation disturbed the tranquillity of their home.

Stuart needed a dedicated, soundproof space where he could work comfortably and creatively without disrupting his family.

After some consideration, Stuart chose Garden Hideouts for our comprehensive, all-in-one solution. We offered exactly what he needed: a dual-purpose space that served as an office during the day and a soundproof music studio in the evenings and weekends.

With a good space available in his garden, especially now that his children have grown up, it was the perfect location for the hideout.

The sales process with Garden Hideouts was straightforward with transparent pricing and expert guidance from the start.

The construction phase went smoothly for the most part, with the team addressing minor issues promptly to keep the project on track. The hideout was even fitted with a security system as an added feature, enhancing its utility.

The result is a completely soundproof hideout where, once the door is shut, no outside noise can be heard. This dedicated space allows Stuart to work without interruptions and significantly increases his productivity.

"I am so much more productive in here than I am in the house, and the quality of the music that I can produce has risen massively as I have a space I can control the sound."

A separation of spaces allows him to balance his professional and creative needs effectively. The "cocoon-like" quality of the hideout creates a separate working area that meets all of his requirements.

Stuart is so satisfied with his Garden Hideout that he says if he were to move house, he would not hesitate to replicate the project.





Standard Model:
Hideout Create

From £34,600 | From 3m x 3m

About this Garden Room

The Hideout Create, is ideally suited for a luxurious space in the garden that you can enjoy all year-round.

This mono-pitch design provides additional internal roof height making it ideal for use as a studio. However, you don't need to stop there with your dreams for the perfect space. We have supplied families with a Hideout Create to make the perfect workspace, giving you a perfect space away from the day-to-day rush of your regular household life.

Overview & Price

The Hideout Create can be specified in alternative sizes and with various styles of windows, doors and cladding options. The guide pricing below is based on black or anthracite aluminium door and window frames and Thermowood cladding.

Width x Depth	3m	4m	With Storage
3m	£34,600	£35,100	N/A
4m	£35,100	£38,800	N/A
5m	£38,900	£43,200	£45,600
6m	£41,600	£45,900	£48,400
7m	£44,900	£48,100	£50,700
8m	£45,900	N/A	£48,600



Floorplan (Based on 3m x 3m)





What's Included: Hideout Create

Specifications vary with many different criteria to consider, however as standard, our builds include:

Internal Finish

The Hideout Create comes plastered finish, with internal and external lighting, double sockets and an electric heater.

External Finish

A SIPS (Structural Insulated Panels) building built on ground screws with Thermowood cladding to the 3 sides and cement particle board to the rear or any boundary sides.



Roofing

The roof is EPDM rubber (Ethylene Propylene Diene Monomer) and trimmed with powder-coated aluminium roofing trim to match the windows and doors.



Flooring

Square edge skirting board and a choice of laminate are also included.



Windows & Doors

The windows and doors are double-glazed uPVC, anthracite external and white internally.



Access

Thoughtfully designed access point featuring a Composite 450mm deck step. This step is not only sturdy and durable but also crafted to seamlessly blend with the aesthetic.

Get Your Free Design & Quote Today

Our friendly, professional design specialists will take the time to understand exactly how you want to use your garden room and create a detailed 3D design to meet your needs & budget.

There is no cost or commitment at this stage. Simply get in touch with the team and we can help you to realise your dream garden room.

Our design team will take the dimensions you provide us with, the direction of the room and how you wish to use it before we work to create a luxury garden room design.

Your design will include the specifications of the proposed garden room, the equipment it will include and a price to suit your budget.

Call us today on 0330 133 5575 and a member of the team will start to making your dream a reality.





Relax Ranges

Time to stop and appreciate your world is important. The comfort of a relaxing space to enhance the experience brings extra luxury.

Garden Room

Starting from £34,600

Our garden rooms are unbeatable for their build quality and modern style. Ideal for both domestic and commercial use, they can be adapted for virtually any purpose

Free 3D Design Service

Call us on 0330 133 5575 or drop us an email at enquiries@gardenhideouts.co.uk

Garden Pod

When we looked at creating the ideal garden pod, we wanted it to have a contemporary style that blended perfectly with its environment. This meant insisting on the finest natural materials for the exterior of our outdoor garden pods and fashioning them into a stylish profile. The result is a structure that will grace any garden.

Shepherds Hut

Starting from £48,500

When you think of the history of Shepherd Huts it's no wonder they're such an enduring design. Built as a mobile shelter for shepherds they had to stand up to the elements whilst providing a cosy and practical living space.

My Garden Hideout: Taste of Tradition

The Keenan family wanted an extra space when their children came to visit. The Shepherds Hut we have created provides comfort in the garden and the extra space they desire.

“We bought a Shepherds Hut for my parents’ large garden for when we visit, and it’s made such a difference! The accommodation is pretty much self-sufficient with everything you could ask for. Dining area that converts into a double bed, cooking and food preparation area, en-suite with shower. It’s fantastic and all so easy.

We just told Garden Hideouts what we wanted, and they sorted it. The guys who installed it worked tirelessly and even delivered bottles of wine to each of the neighbours afterwards to thank them for putting up with any inconvenience. True professionals and really nice people. The hut looks perfect in its setting as we’d hoped and is so warm and inviting all year round that we spend almost every weekend there... it’s our second home!”

Keenan Family | Happy Customers





Garden Pods

Like a garden room, but more compact. When we looked at creating the ideal garden pod, we wanted it to have a contemporary style that blended perfectly with its environment. This meant insisting on the finest natural materials for the exterior of our outdoor garden pods and fashioning them into a stylish profile. The result is a structure that will grace any garden.

To ensure you get the most out of your pod, our buildings are built using energy-efficient, structurally insulated panels (SIPS) for the walls, floor and roof. Even the splines between the panels are 'mini' SIPS panels which means that your building is fully insulated with no 'cold bridging' areas.

SIPs panels are lightweight and strong making them a quicker and easier option to use on a project but still of the highest quality. The panels offer a low U rating which means that your building will be cosy in the winter and cool in the summer.

What's Inside?

We can provide ready-equipped models as well as unfurnished versions that you can style and furnish as you wish.

If you're looking for a space to use as a working studio we can source the equipment you need or we can leave this to you.

Each pod is constructed from a dual layer of bonded 18mm 'Grade A' structural ply, Professionally cut from a unique CAD design on our CNC machinery. The precision built framework utilises the tried and trusted tusk tenon and wedge system creating a uniquely strong series of joints and a rigid, robust and long-lasting structural frame.

For Every Reason or Season

Whatever the reason you're thinking of a Garden Pod...as a home office or specialised hobby space, as guest accommodation or playroom, as a therapy practice room or even a sauna...Garden Hideouts have the solution you've been looking for. As well as ready-equipped models, we also offer an unfurnished version that you can style and furnish as you wish.

Uses for a Garden Pod

Whatever the reason you're thinking of a Garden Pod... as a home office or specialised hobby space, as guest accommodation or playroom, as a therapy practice room or even a sauna... Garden Hideouts have the solution you've been looking for. As well as ready-equipped models, we also offer an unfurnished version that you can style and furnish as you wish.

"I am delighted to say that I am very impressed with the finished article and cannot praise the team enough for their prompt and professional approach to the work."

Mrs Jones | Happy Customers





Shepherd Huts

From the bespoke iron wheels cast in traditional Black Country foundries to the Farrow & Ball paintwork on the interior, we've done everything we can to create an authentic environment. But we've also brought a whole range of modern comforts to our Shepherd Huts.

Warm air heating combined with high-grade insulation makes them wonderfully snug in even the harshest weather. Modern appliances in the standard model such as a microwave, integrated fridge, full-size shower and seating that converts to a double bed, give you the kind of luxury an 18th-century shepherd couldn't even imagine.

The Shepherds Hut has a traditional wiggly tin roof and clad finish complete with double-glazed Georgian-style windows and doors, set on a steel chassis making it extra durable for transportation. It is available in a variety of sizes and has a wide choice of optional extras.

Who is a Shepherd Hut for?

Today a Shepherd Hut from Garden Hideouts looks charming in any setting, adding a touch of timeless artisanship to your garden or land.

There are many reasons you may wish to use one of our unique spaces:

Guest Room: Shepherd huts can be equipped with beds and simple yet luxury amenities to serve as a comfortable guest room.

Holiday Accommodation: The perfect additions to holiday parks or rural properties give unique rental accommodation for tourists looking for a different experience.

Artist Studio: The quiet isolation of a shepherd hut makes it ideal for use as a studio by artists, writers, or musicians.

Activity Room: Easily adaptable, our Shepherd Huts can be fitted out as a private retreat for activities, such as reading, yoga or crafting for the serious hobbyist.



GREAT
CO
MARTIN, GA



Play Ranges

From entertaining friends and family to working out or taking time to perfect your swing - our garden rooms provide the ultimate in leisure activities.

Garden Bars

Starting from £34,600

With a high-end specification to suit your needs, we can create the perfect all-year-round building in your beautifully stocked garden bar.

Free 3D Design Service

Call us on 0330 133 5575 or drop us an email at enquiries@gardenhideouts.co.uk

Garden Gyms

Starting from £34,600

You're committed to your health and well-being, but you don't want to go through the trouble of getting a gym membership and travelling back and forth multiple times a week? A garden gym room is the perfect solution.

Golf Sim Rooms

Starting from £65,000

Step onto your course in any weather, practice your swing and embrace the ultimate golf experience within your custom golf simulator room. Every one of our buildings is bespoke and made to meet the confines and specifications of your design and needs, whether you're a seasoned professional or a complete beginner.

GH





Garden Bars

Our garden rooms are the perfect option for a garden bar to entertain guests all year round.

With a high-end specification to suit your needs, we can create the perfect all-year-round building in your beautifully stocked garden bar.

Whether you choose a recreation of your favourite whiskey joint or a Hawaiian cocktail bar we can add in windows, lighting, flooring, seating, bar space... whatever your vision demands. Who needs to go out to a party when you can create your pub or bar at home?

We build garden bars by using energy-efficient, structurally insulated panels (SIPS) for the walls, floor and roof. We make full use of these panels by using 'mini' SIPS in the splines between the panels to keep your building fully insulated.

The lightweight and strong combination of SIPS panels makes it a quicker and easier option to use for a garden bar capable of withstanding UK weather conditions giving you a perfect escape.

Who is A Garden Bar for?

The perfect party scenario – entertain guests at home and make the evening one to remember

A solo space for play – if darts or pool is your thing you no longer need to go down to your local. We'll bring it to your garden

A space to catch up – invite a small group of friends round on a regular occasion. Cards, dominoes or just a good laugh with your friends can be enhanced to the next level.





Garden Gym

You're committed to your health and well-being, but you don't want to go through the trouble of getting a gym membership and travelling back and forth multiple times a week? A garden gym is the perfect solution.

Whether you crave a functional fitness gym, a yoga studio, a fitness suite or simply a beautiful meditation room to peacefully develop your practice in solitude, our top-quality garden gyms are the answer.

To build a gym that's spacious and able to be used all year round, we use energy-efficient, structurally insulated panels (SIPS) for the walls, floor and roof. Your workout space will stay cosy in the winter and cool during the summer thanks to its low U rating.

Quality, Durable Garden Gyms

What makes our gyms stand out from our other SIPs buildings is that we also incorporate a reinforced floor so that you can drop that barbell with confidence - though this isn't encouraged in your strive for a PB!

You will get to enjoy all the luxuries that a gym can offer, but in private and with the enjoyment of your own secure space. Get fit at a time that suits you - or even train your clients from home if you are a personal trainer.

Get Your Free Design & Quote Today

Our friendly, professional design specialists will take the time to understand exactly how you want to use your garden room and create a detailed 3D design to meet your needs & budget. Call us on 0330 133 5575 or email enquiries@gardenhideouts.co.uk





Standard Model Suggestion:
Hideout Play

From £34,600 | From 3m x 3m

About this Standard Garden Room

A standard build from Garden Hideouts is the Hideout Play. A traditional garden room design that provides great practical use of space. Classic French doors and matching full-height glazed panels create a sense of space and light.

This garden room is the perfect space to play. Be it a cinema room, games room or garden bar, you are sure to enjoy yourself with family and friends in the garden.

A traditional garden room design that provides great practical use of space. Classic French doors and matching full-height glazed panels create a sense of space and light.


Overview & Price

The Hideout Play can be specified in alternative sizes and with various styles of windows, doors and cladding options. Simply choose the size that best suits your needs, and select various styles of windows, doors and cladding options. The guide pricing below is based on anthracite uPVC door and window frames and Thermowood cladding.

Width x Depth	3m	4m	With Storage
3m	£34,600	£35,100	N/A
4m	£35,100	£38,800	N/A
5m	£38,900	£43,200	£45,600
6m	£41,600	£45,900	£48,400
7m	£44,900	£48,100	£50,700
8m	£45,900	N/A	£48,600



Floorplan (Based on 3m x 3m)





What's Included: Hideout Play

Specifications vary with many different criteria to consider, however as standard, our builds include:

Internal Finish

The Hideout Play comes plastered finish, with internal and external lighting, double sockets and an electric heater.

External Finish

A SIPS (Structural Insulated Panels) building built on ground screws with Thermowood cladding to the 3 sides and cement particle board to the rear or any boundary sides.



Roofing

The roof is EPDM rubber (Ethylene Propylene Diene Monomer) and trimmed with powder-coated aluminium roofing trim to match the windows and doors.



Flooring

Square edge skirting board and a choice of laminate are also included.



Windows & Doors

The windows and doors are double-glazed uPVC, anthracite external and white internally.



Access

Thoughtfully designed access point featuring a Composite 450mm deck step. This step is not only sturdy and durable but also crafted to seamlessly blend with the aesthetic.

Get Your Free Design & Quote Today

Our friendly, professional design specialists will take the time to understand exactly how you want to use your garden room and create a detailed 3D design to meet your needs & budget.

There is no cost or commitment at this stage. Simply get in touch with the team and we can help you to realise your dream garden room.

Our design team will take the dimensions you provide us with, the direction of the room and how you wish to use it before we work to create a luxury garden room design.

Your design will include the specifications of the proposed garden room, the equipment it will include and a price to suit your budget.

Call us today on 0330 133 5575 and a member of the team will start to making your dream a reality.





Golf Sim Rooms

Starting from £65,000

We are one of the only companies in the UK designing and building purpose-made golf garden rooms and we have been trusted by many leading sporting stars.

Step onto your course in any weather, embracing the ultimate golf experience within your custom golf simulator room. Every one of our buildings is bespoke and made to meet the confines and specifications of your design and needs.

We offer rooms to fit within Permitted Development requirements, meaning no planning applications are involved, or can meet any size above planning and building control requirements.

We work alongside Golf Sim Rooms to ensure the installation is of the highest possible standard. Together we are a force made for the Masters!

What can you expect to see in your own Golf Sim Room:

Foundations – In general, Golf Rooms are mounted on ground screws which provide an effective alternative to concrete foundations. It is a fast and durable solution, ideal for garden rooms where minimal disturbance to ground areas such as lawns and paths is desirable. However, depending on the circumstance there are instances when a concrete foundation is the more suitable and appropriate option.

Structure – Golf Garden Studios are built using Structurally Insulated Panels (SIPs). This method of construction is fast and precise, results in greatly enhanced insulation and provides a robust, weather-proofed shell of great durability. The panels consist of an insulating foam core sandwiched between two structural facings, resulting in many eco benefits.

Exterior – The exterior of the building is designed for superior aesthetic appearance and long life with excellent weather resistance. Clad with cedar wood, a vapour membrane and French style doors, this luxury Sim Room boasts the highest quality specification.

Interior – Golf Rooms come ready to be furnished with interior walls painted in a choice of traditional or contemporary colours, along with a generous number of electrical sockets and lights, and all electrics and necessary plumbing completed. Simulator equipment varies depending on your needs with the finest selection of projectors and screens available to suit your budget.

A FOREmidable Pairing

We work along side Golf Sim Rooms to ensure the install is of the highest possible standard! Together we are a force made for the Masters!





Planning Information

Rules governing outbuildings apply to sheds, greenhouses and garages as well as other ancillary garden buildings such as swimming pools, ponds, sauna cabins, kennels, enclosures (including tennis courts) and many other kinds of structures for a purpose incidental to the enjoyment of the dwelling house. Other rules relate to the installation of a satellite dish, the erection of a new dwelling or the erection or provision of fuel storage tanks.

Outbuildings are considered to be permitted development, not needing planning permission, subject to the following limits and conditions:

- No outbuilding on land forward of a wall forming the principal elevation.
- Outbuildings and garages to be single-storey with a maximum eaves height of 2.5 metres and maximum overall height of four metres with a dual pitched roof or three metres for any other roof.
- Maximum height of 2.5 metres in the case of a building, enclosure or container within two metres of a boundary of the curtilage of the dwelling house
- No verandas, balconies or raised platforms.
- No more than half the area of land around the "original house"* would be covered by additions or other buildings.
- In National Parks, the Broads, Areas of Outstanding Natural Beauty and World Heritage Sites the maximum area to be covered by buildings, enclosures, containers and pools more than 20 metres from a house is limited to 10 square metres.
- On designated land* buildings, enclosures, containers and pools at the side of properties will require planning permission.
- Within the curtilage of listed buildings, any outbuilding will require planning permission.

Important considerations regarding garden room planning permission

What should I consider for planning permission with my garden room height?

In the UK, planning permission is regulated by local authorities, with specific guidelines under permitted development rights allowing certain building works and changes without needing a full planning application. For height restrictions, permitted development generally sets limits to prevent excessive overshadowing and to maintain the character of the area.

For example, single-storey rear buildings must not extend beyond the rear wall of the original house by more than four meters for a detached house and three meters for other houses.

Additionally, the maximum height should not exceed four meters. It's essential to check with your local planning authority as rules can vary locally and exceptions might apply.

Does floor space affect the planning permission of a garden room?

Permitted development rights specify the extent of changes homeowners can make without full planning permission, focusing on floor area to ensure developments are proportionate to existing structures.

As an example, single-storey rear extensions are limited by their depth as well as the overall increased floor area, which generally should not exceed half the land around the original house as it stood in July 1948 or when it was built later. This rule helps maintain garden space and avoids over-development.

Got a Question About Planning? Get in touch

Call us on 0330 133 5575 or drop us an email at enquiries@gardenhideouts.co.uk



What Are SIPs?

SIPs stands for Structural Insulated Panels. They are made by sandwiching a layer of insulation between two structural layers. The insulation is often in the form of foam, and SIPs panels commonly have Oriented Strand Board (OSB) walls. This makes for a very strong and energy-efficient panel that can be used to build walls, floors, and roofs.

There are many benefits to using SIPs in construction, but timber frames also possess qualities that make them ideal for many uses. Here are some key differences between SIPs and timber frames:

Strength

SIPs are often much stronger than timber frames. This is due to how they're constructed, with the foam insulation providing extra support. Timber frames are strong, but SIPs panels can be stronger.

Energy Efficient

SIPs panels deliver exceptional thermal performance. This means that they can help to keep your garden room log cabin warm in winter and cool in summer, leading to lower energy bills. Timber frames provide natural insulation and breathability but can be outperformed by SIPs panels.

Construction Time

SIPs panels are prefabricated, which means they can be assembled quickly on-site. This can lead to shorter construction times and reduced labour costs. Timber frames usually require putting together piece by piece, which can require longer construction times.

Cost

SIPs panels can be more expensive than timber frames. This is due to the added cost of the foam insulation and the fact that SIPs panels are usually prefabricated. Timber frames are typically less expensive, but when building a log cabin, the final cost will depend on several factors, including the size and style of the building being constructed.

Durability

SIPs are very durable and will stand the test of time if the building is looked after. Timber frames can last for centuries if properly maintained, whereas SIPs have an estimated lifespan of around 60 years. However, some of the earliest buildings created with SIPs construction methods are still standing after nearly a century.

Construction Time

SIPs panels are also generally considered environmentally friendly as they may use less energy while being manufactured, and their use can contribute to lower CO2 levels due to their high energy efficiency properties.



FAQS

We get many questions daily. These are some of the most frequent.

Do I need planning permission for a garden room?

In most cases no you don't. The planning permission regulations were revised in October 2008. As long as the building you want does not exceed 30 square metres of internal space, these buildings fall within permitted development.

How long does it take to build a garden room?

This all depends on the size and finish of your building but as a guide, a fully finished 5m x 3m building takes approximately 3 working weeks. Of course, this can be subject to our Great British weather.

Can I have a bespoke garden room built?

Absolutely! We love taking your ideas and making them a reality, that's our speciality and what sets us apart from the rest. Whatever your need, our team can deliver a garden room to meet your requirements.

What Warranties Are Provided?

As well as a deposit protection certificate we also provide an insurance-backed 10-year structural warranty on all our builds. See our information on The Confederation of Roofing Contractors Insurance. Individual warranties are also included for such things as windows, doors and roofing systems.

Our builds are built to the standard of modern house buildings and therefore the expectation is for them to last a lifetime.

What are SIPs panels?

SIPs stands for Structurally Insulated Panel System. The panels consist of an insulating foam core sandwiched between two structural facings, typically oriented strand board (OSB). SIPs are manufactured under factory-controlled conditions and use less timber than timber frame builds making them one of the most economical and eco-friendly forms of construction.

The high strength-to-weight ratio of SIP Panels allows large sections of your building to be fitted at once, speeding up the time required on-site for erection.

SIPs, through their strength and ease of connection, offer the designer more versatility than other construction materials, allowing possibilities beyond the conventional and properly maximises any building plot.

The result is a building system that is extremely strong, energy-efficient and cost-effective.



GH



Get Your Free Design & Quote Today

Our friendly, professional design specialists will take the time to understand exactly how you want to use your garden room and create a detailed 3D design to meet your needs & budget.

There is no cost or commitment at this stage. Simply get in touch with the team and we can help you to realise your dream garden room.

Our design team will take the dimensions you provide us with, the direction of the room and how you wish to use it before we work to create a luxury garden room design.

Your design will include the specifications of the proposed garden room, the equipment it will include and a price to suit your budget.

Call us today on 0330 133 5575 and a member of the team will start to making your dream a reality.



